

P R E M I U M



COFFEE

M A C H I N E S



Connecting the World to Coffee

CRANE MERCHANDISING SYSTEMS

CRANE[®] MERCHANDISING SYSTEMS

“I am resolved to conduct my business in the strictest honesty and fairness; to avoid all deception and trickery; to deal fairly with both customers and competitors; to be liberal and just toward employees and to put my whole mind upon the business.”

R.T. Crane

R.T. Crane, founder of Crane Co.
July 4, 1855

Today, we are a diversified manufacturer with worldwide operations in over 150 locations across 26 countries.



CONNECTING THE WORLD TO COFFEE

What makes coffee taste great?

Consistently delicious coffee doesn't happen by accident. It takes experience to farm quality beans. It takes experience to properly harvest, blend and roast them. And it takes experience to develop a machine with the ability to release their optimal flavour in every single cup.

At Crane Merchandising Systems, we have more than 80 years experience designing premium coffee machines that deliver the taste profile

you would expect from the best coffee shops around the world. Dependable engineering, intuitive user interfaces and amazing drink quality are the reasons customers around the globe choose our premium coffee machines. Our goal is to connect the world to coffee – one exquisite cup at a time.



ICON

by CRANE®



ICON

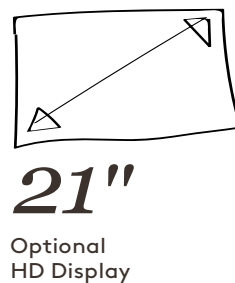

Dynamic design serving best-in-class drinks

Captivate interest immediately with the touch user interface and stylish design of ICON. Robustly engineered with state-of-the-art technology, ICON delivers each drink consistently with stellar taste, aroma, colour and appearance, and will bring consumers back for more.

- Continental style coffees made with real espresso, freshly ground from beans
- Leaf tea freshly brewed every time
- Add milk and sugar to taste
- Crane quality design and function




*Product shown with optional video screen



VOCE

MEDIA *by* CRANE®



VOCE MEDIA

Coffee shop experience with first-rate beverages

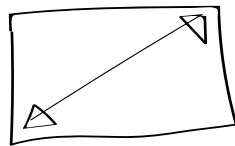
With its ATM-style, high definition user interface and sleek, sophisticated appearance, VOCE MEDIA offers variety and consistency in hot drink vending. Provide users with the options they want and exceed their expectations with the same brewing process found at your local coffee house.

- Reliable and attractive design
- Up to 32 drink selections
- Customisable images on the ATM screen
- Option to add a 21 inch HD screen



32

High Quality
Selections



21"

Optional
HD Display



800

Cup capacity



82%

Recyclable



Coffee Machines Compared



ICON

VOCE MEDIA

Features

Size	5" landscape HD colour display	8.4" landscape colour display
Video Supported	Yes	No
User Interface	Direct touch buttons	ATM style
Optional 21" HD Screen	Yes	Yes
Model Type	Coffee: soluble, freshbrew and beans Tea: soluble and freshbrew Option of cold water and two cold syrups	Coffee: soluble, freshbrew and beans Tea: soluble and freshbrew Option of cold water and two cold syrups
USB Connectivity	3 x USB2.0	1 x USB2.0
LED Lit Vend Area	Yes	Yes
Jug Facility	Yes by keypad PIN entry	Yes by keypad PIN entry
Cup Sensor	Surevend™ cup sensors fitted as standard on all models	Surevend™ cup sensors fitted as standard on all models
Energy Saving Mode	Programmable energy saving mode	Programmable energy saving mode
My Code	Yes	Yes
Payment Systems	up to 3	up to 2
Cup Size	7, 9, 12 oz / 207, 266, 355ml	7, 9, 12 oz / 207, 266, 355ml
Cup Capacity	up to 800	up to 800
Vend Time (bean to cup)	39 seconds (based on a 160ml serving)	39 seconds (based on a 160ml serving)
Vend Time (fresh brew)	35 seconds (based on a 160ml serving)	35 seconds (based on a 160ml serving)
Vend Time (soluble coffee)	17 seconds (based on a 160ml serving)	17 seconds (based on a 160ml serving)

Specifications

Height	1830mm	1830mm
Depth	790mm	790mm
Width	700mm	700mm
Door Open Dimensions	Width 1370mm door at 180° Depth 1450mm door at 90°	Width 1370mm door at 180° Depth 1450mm door at 90°
Energy Consumption	Soluble & freshbrew models 125 wh/h Espresso model 162 wh/h	Soluble & freshbrew models 116 wh/h Espresso model 142.5 wh/h



CRANE[®] MERCHANDISING SYSTEMS

Pipsmore Park, Bumpers Farm Industrial Est.
Chippenham, Wiltshire SN14 6NQ, UK

t: +44 (0) 1249 444 807 f: +44 (0) 1249 444 819
sales@cranems.co.uk www.cranems.co.uk

